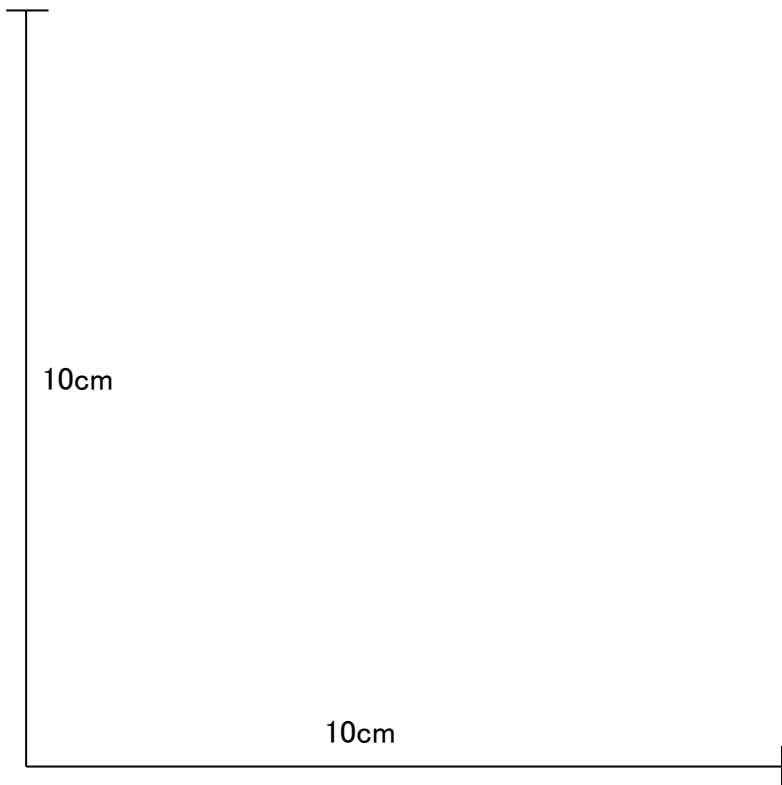


Order No. _____

Name _____



Sambu Kyuguten

Sambu Kyuguten

1298 Mori

Sambu-shi, CHIBA

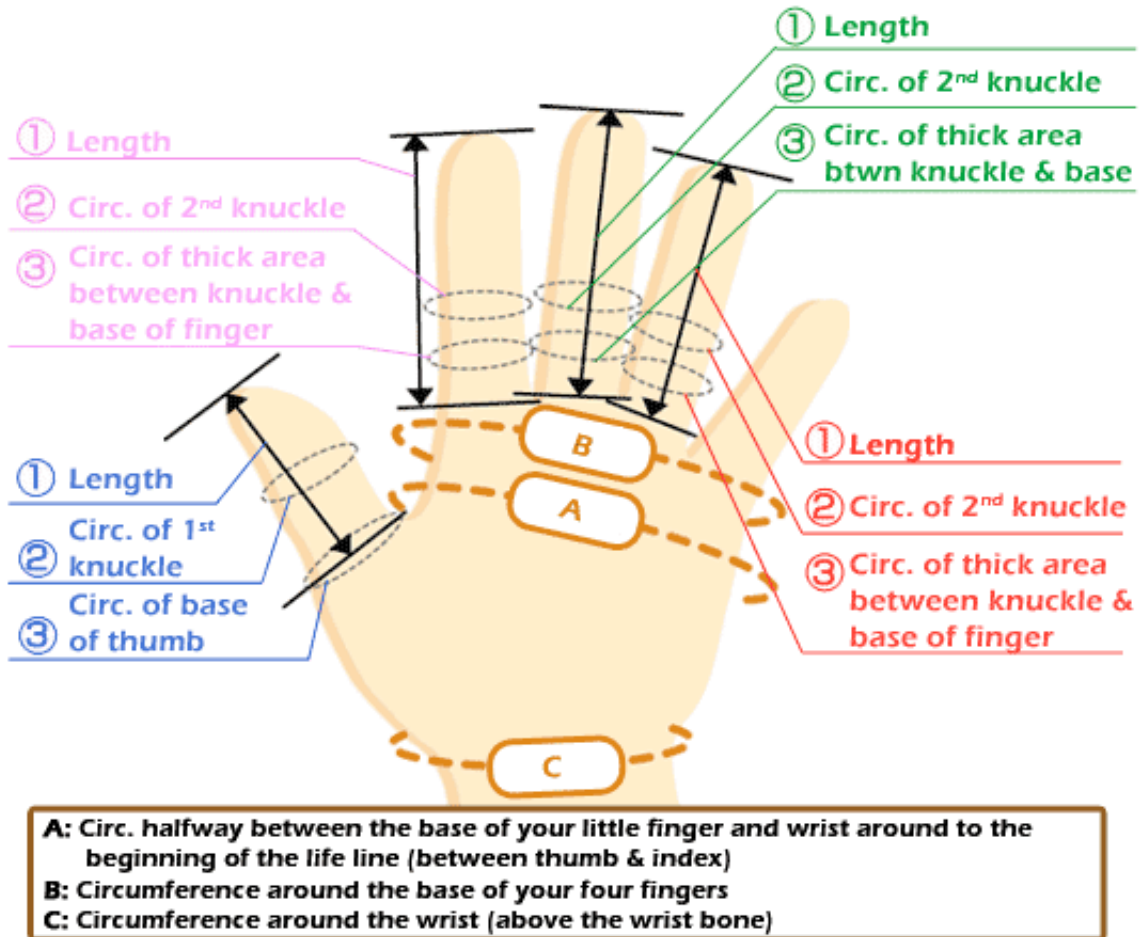
JAPAN 289-1214

Name: _____

Order #: _____

Yugake Order Form – Please read this form carefully!

Fill out this form completely in ball-point pen and draw an outline of your right hand on a separate sheet of paper. Please mail via post to the address above. Fax and email copies are not accepted.



Please complete all measurements below (Ring finger only necessary for Yotsu-gake):

Thumb	① _____ cm	② _____ cm	③ _____ cm
Index Finger	① _____ cm	② _____ cm	③ _____ cm
Middle Finger	① _____ cm	② _____ cm	③ _____ cm
Ring Finger	① _____ cm	② _____ cm	③ _____ cm
Additional Measurements	Ⓐ _____ cm	Ⓑ _____ cm	Ⓒ _____ cm

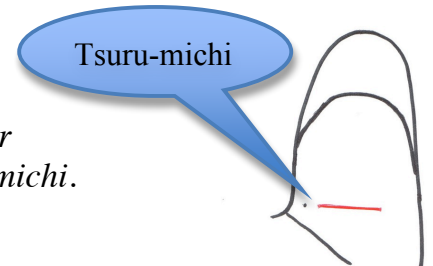
More information on back!!

Please carefully circle your order choices:

Product:	Shoho	Senzan	Mizuno	Masazumi
Type:	Mitsu-gake (3-finger)	Yotsu-gake (4-finger)		
Color:	Brown	Black	Gray	* not all colors are available for all models
Kazari:	without		with (for additional cost)	
Trim:	Sanbun heri (included)		Shichibun heri (for additional cost, not available for Chūtō model)	

Tsuru-michi Angle (for Yotsu Shihō Gake): _____ degrees

The *tsuru-michi* of *Shihō Gake* for *Heki-ryū* are made at a 90 degree angle to the thumb. However, for those using *Yotsu-gake* this makes *torikake* much more difficult. If you order a *Yotsu-gake* for *Heki-ryū*, please indicate the **ANGLE** at which you'd like your *tsuru-michi*.



Hand Outline

On a separate piece of paper, use a ball-point pen to completely trace your **RIGHT** hand. Please follow the instructions carefully so that your *yugake* will fit properly.

1. Spread fingers out completely
2. Hold pen perpendicular to the paper
3. Trace around the entire hand AND 5cm beyond the wrist
4. Mark the point of your wrist joint with a clear, dark line so that we may place the *himo* correctly

Please make your hand outline just like the example below. If you have questions, please email info@sambu-kyugu.com.



Remember to mark your **wrist joint** so that the *himo* can be placed properly!

Keep fingers spread far apart!